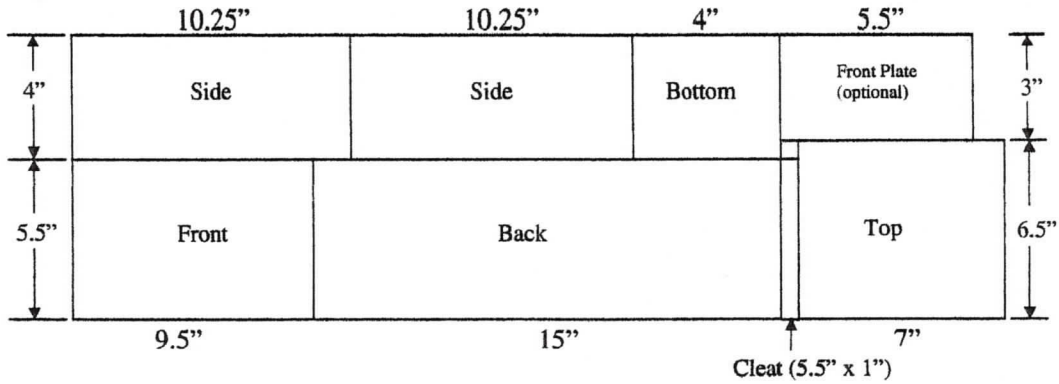
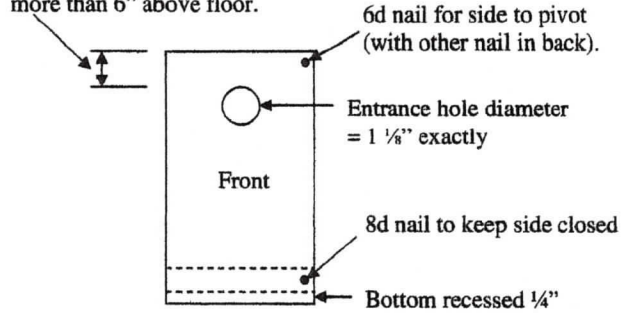
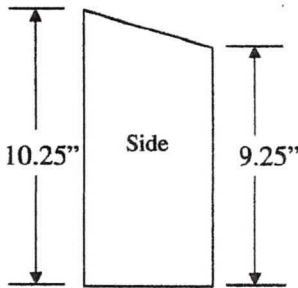


CHICKADEE HOUSE

Drawing not to scale. Print this on legal size paper. Made from $\frac{3}{4}$ " stock. Finish, exterior only, with spar varnish if you like. For inspection, the top is held in place only by the cleat and an 8d galvanized box nail while one side pivots on 6d galvanized finishing nails and is held closed with another 8d galvanized box nail. The front, back & other side are glued and screwed together. The cleat is glued and screwed to the back. The optional Front Plate has a centered $1\frac{1}{8}$ " hole and is screwed to the front of the house centered on the entrance hole. Place the house about 5-6' off the ground with entrance facing away from the prevailing winds and storms.



Top of hole exactly $1\frac{1}{8}$ " below top of front so that bottom of hole is more than 6" above floor.



Cut $\frac{3}{8}$ " off each corner for drainage.

